

Directions for use

Searles Premium Mushroom Compost is suitable for vegetable and flower gardens, shrub and tree planting, building new gardens, adding to existing garden beds and herb growing.

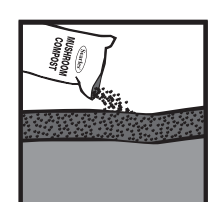
This product is designed as a soil conditioner for use in garden beds. This product is not recommended for use in pots and containers. This product is not designed for the cultivation of mushrooms.

NOTE: This product may not be suitable for planting some phosphorous sensitive native and proteaceous plants. For these plants, use Searles Native Plant Mix.

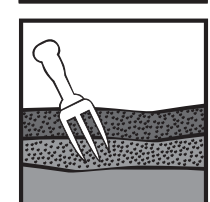
Area coverage chart

DEPTH OF APPLICATION	AREA TO COVER	APPROX. NUMBER OF BAGS REQUIRED
5cm Deep GARDENS	3m ²	5 bags
	4m ²	7 bags
	5m ²	8 bags
10cm Deep RAISED GARDENS	3m ²	10 bags
	4m ²	14 bags
	5m ²	16 bags


Vegetable, flower & garden beds



1. Apply a 2.5 – 5cm layer of Searles Premium Mushroom Compost over garden bed (Refer to area coverage chart above for number of bags required).



2. It is preferable to fork or dig this mix into existing soil to a depth of approximately 10cm. (This may not be possible where there are existing plants as root damage from garden tools may occur).

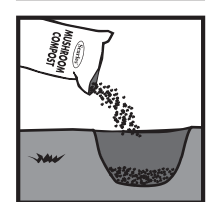


3. Plant plants, seeds or seedlings as per instructions on plant label. Apply a good quality mulch on top of the soil. Keep mulch away from stem of plant. Water thoroughly after application.

Planting trees & shrubs



1. Dig a hole large enough to allow for good root growth. It is very useful to give your tree or shrub plenty of room to establish a good root system, as this will produce a more sturdy, healthy tree.



2. Mix Searles Premium Mushroom Compost into the soil at 1 part compost to 1 part soil.

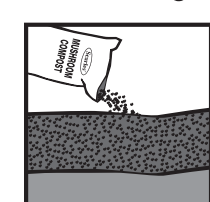


3. Plant the plant in the hole and fill around and above the roots with the soil mix, making sure the mix is no higher on the stem of the plant than it was in the pot.


4. Apply a good quality mulch on top of the soil. Keep mulch away from stem of plant. Water thoroughly after application.

Raised Gardens

Raised garden beds are well suited to heavy soils or soils with poor drainage. Prior to application, ensure no grass or weeds are growing in existing soil.



1. Apply Searles Premium Mushroom Compost to existing soil to a depth of 10cm (Refer to area coverage chart above for number of bags required). Mix into soil to a depth of 10-20cm if possible.




2. Plant plants, seeds or seedlings as per instructions on plant label. Apply a good quality mulch on top of the soil. Keep mulch away from stem of plant. Water thoroughly after application.

DISCLAIMER

Whilst the information contained on this label is based on data which, to the best of our knowledge, was accurate and reliable at the time of preparation, no responsibility can be accepted by us for errors and omissions. The provision of this information should not be construed as a recommendation to use any of our products in violation of any patent rights or in breach of any statute or regulation. Users are advised to make their own determination as to the suitability of this information in relation to their purposes and specific circumstances. Since the information contained on this label may be applied under conditions beyond our control, no responsibility can be accepted by us for any loss or damage caused by any person acting or refraining from action as a result of this information.

HEALTH WARNING
 • THIS PRODUCT CONTAINS MICRO-ORGANISMS
 • AVOID BREATHING DUST OR MISTS - WEAR PARTICULATE MASK IF DUSTY
 • WEAR GLOVES AND KEEP PRODUCT MOIST WHEN HANDLING
 • WASH HANDS IMMEDIATELY AFTER USE
 • READ DETAILED WARNING LABEL ON THIS BAG



Searles®

Premium Mushroom Compost

ORGANIC SOIL CONDITIONER

Premium Mushroom Compost

Premium Mushroom Compost



For vegetables, flowers, fruit, shrubs & trees



30L

FOR POSITIONAL PURPOSES ONLY
 BARCODE
 9 315138 000145
 1.2 mag factor

HEALTH WARNING

HAZARDOUS
 COMPOSTS, POTTING MIXES AND OTHER ORGANIC GARDENING MATERIALS
 This product is made from organic materials, and may include composted pinebark, and contains living micro-organisms, including bacteria, fungi and protozoa. May also contain mineral and fertiliser additives.

RISK
 Inhalation of dust and/or liquid mists may irritate, inflame or sensitise the nose, throat and lungs resulting in illnesses ranging from hayfever or asthma, to pneumonia (e.g. Legionnaire's disease) or pneumonia-like diseases. Direct contact with this material or its dust and/or liquid mists (bioaerosols) may cause skin irritation (dermatitis), and skin or eye infection or irritation. People particularly at risk are the elderly, those suffering from asthma or allergies, and those whose immune defence systems are compromised. All people working with these and other landscaping and horticultural products should ensure that they are adequately protected from Tetanus.

SAFETY
 • Avoid contact with eyes and skin.
 • Avoid breathing dust and/or liquid mist (bioaerosols).
 • When using product, do not eat, drink or smoke.
 • Avoid eating, ingesting or swallowing product.
 • Wear suitable protective clothing and standard duty gloves (AS/NZS 2161.2) (AS/NZS 1336) and particulate respirator (AS/NZS 1715 and 1716).
 • Wash thoroughly immediately after handling.
 • Wash work clothes regularly.
 • Clean up by wet sweeping or vacuuming.
 • Store this product in a cool location.

FIRST AID
Swallowed: Do not induce vomiting. Immediately rinse mouth with water. Give several glasses of water to drink. Seek medical attention if any abdominal symptoms.
Eye: Hold eyes open and flush eyes thoroughly with plenty of water for 15 minutes. In all cases of eye contamination it is a sensible precaution to seek medical attention.
Skin: Wash skin thoroughly with mild soap and water. Remove and wash contaminated clothing before re-use. If irritation occurs, seek medical advice.
Inhaled: Remove to fresh air. Seek medical attention for any persistent skin, eye or respiratory symptoms.

DISPOSAL: Follow above safety precautions and collect in containers for disposal as trade waste in accordance with local authority guidelines.
MANUFACTURER: J.C. & A.T. Searle Pty Ltd
 For further information, refer to the Material Safety Data Sheet for this product which is available from J.C. & A.T. Searle Pty Ltd. Telephone: (07) 5422 3000 Facsimile: (07) 5497 1997 Poisons Information Centre: 131 126

Searles Premium Mushroom Compost is a high quality blend of composted natural and organic ingredients including rich organic animal manures and natural fertilisers.

- Increases plant growth & health
- Excellent soil conditioner & improver
- Adds essential organic matter & carbon to soil
- Improves structure of sandy soils
- Helps aerate & break up heavy clay soils
- Contains valuable nutrients, trace elements & minerals
- Helps retain moisture & nutrients in the soil

Watering

Always water thoroughly immediately after application. Deep regular watering will help to promote deep rooting and healthy plant growth. If the soil completely dries out and will not rewet, sprinkle some Searles Penetraide® Re-Wetting Granules onto the soil surface and water in.



Fertilising

To maintain healthy growth patterns of your plants:

- Liquid fertilise with SeaMax® Fish & Kelp or 5 IN 1® Liquid Fertiliser every 2-4 weeks.
- Apply Searles Premium Mushroom Compost to the soil once to twice a year.



Mulching

Applying a high quality mulch to your garden after planting will help promote excellent growth and conserve water.

PRODUCT OF AUSTRALIA
 Manufactured by J.C. & A.T. Searle Pty. Ltd.
 4914 D'Agular Highway, Kilcoy Queensland Australia 4515
 Phone: (07) 5422 3000 searlem@searle.com.au
 www.searlesgardening.com.au



Store this bag under cover. Once opened, reclose bag and keep dry.
30 LITRES

FOR POSITIONAL PURPOSES ONLY
 BARCODE
 9 315138 000145
 1.2 mag factor

Happy gardening from the Searle family.



Please recycle or dispose of this bag thoughtfully. Check with your local recycling service for suitability.



Premium Mushroom Compost